



**PAIR-UPS™**

**Location  
Concepts**

© 2004 LinguSystems, Inc.  
A6

**PAIR-UPS™**

**Location  
Concepts**

© 2004 LinguSystems, Inc.  
A6

**PAIR-UPS™**

**Location  
Concepts**

© 2004 LinguSystems, Inc.  
A6

**PAIR-UPS™**

**Location  
Concepts**

© 2004 LinguSystems, Inc.  
A6

**PAIR-UPS™**

**Location  
Concepts**

© 2004 LinguSystems, Inc.  
A6

**PAIR-UPS™**

**Location  
Concepts**

© 2004 LinguSystems, Inc.  
A6

**PAIR-UPS™**

**Location  
Concepts**

© 2004 LinguSystems, Inc.  
A6

**PAIR-UPS™**

**Location  
Concepts**

© 2004 LinguSystems, Inc.  
A6

**PAIR-UPS™**

**Location  
Concepts**

© 2004 LinguSystems, Inc.  
A6



# PAIR-UPS

## Location Concepts



LinguSystems, Inc.  
3100 4th Avenue  
East Moline, IL 61244

1-800-PRO IDEA  
1-800-776-4332  
www.linguisticsystems.com

© 2004  
N42-7

14-04-987654321

### Location Concepts

This deck of *Pair-Ups: Location Concepts* targets words that tell where things are located. Each of the 26 pairs of location concept cards shows two illustrations of the same location concept, such as *out*.

At first, present up to six pairs of location concept cards at a time and make sure your students can label them and match them appropriately. As your students identify correct matches, model complete sentences that use the target location concept correctly, such as *The cat is out of the bag*. Then use these cards to play games requiring matching pairs of cards, such as *Go Fish* and *Memory*.

Use your own judgment about the complexity of the responses to require from your students, depending on their expressive language skills.

1




in

2




in

3



out

4



out

5



on

6



on

7



off




8



off

9




up

10




up

11



down

12




down

13



top

14




top

15



bottom

16



bottom




17



**front**

18



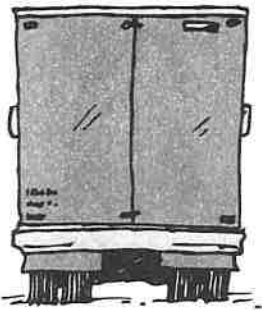
**front**

19



**back**

20



**back**

21



**forward**

22



**forward**

23



**backward**

24



**backward**

25



**in front of**



26



in front of

27



behind

28




behind

29



over

30



over

31



under

32




under

33



above

34



above




35




below

36




below

37



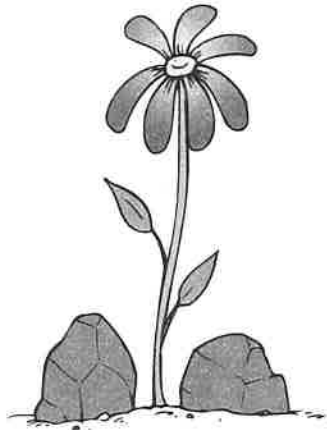
beside

38



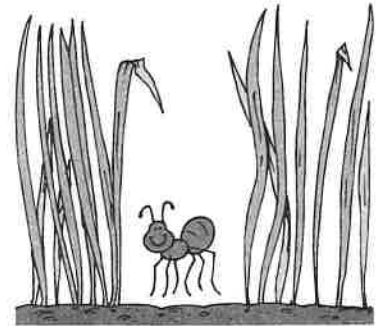
beside

39



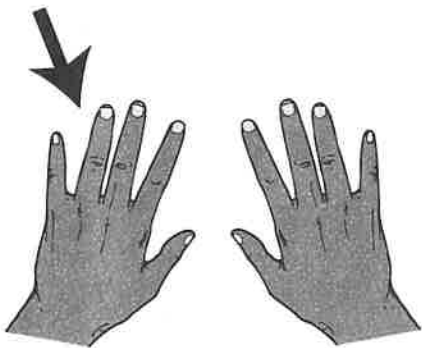
between

40




between

41



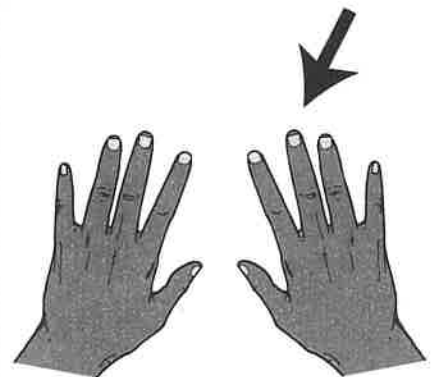
left

42



left

43



right




44




right

45



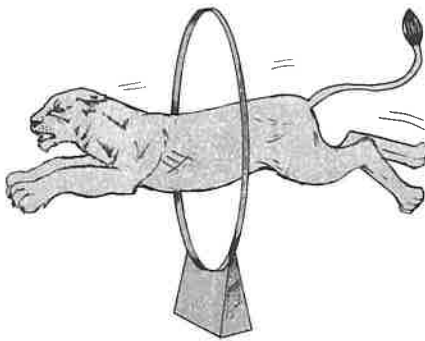
around

46




around

47



through

48




through

49



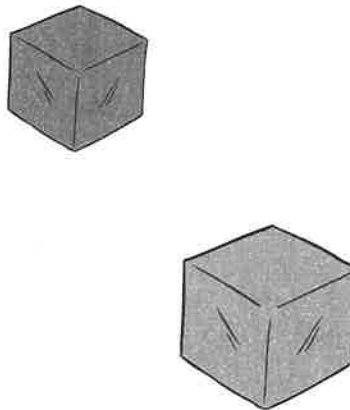
together

50



together

51



apart

52



apart